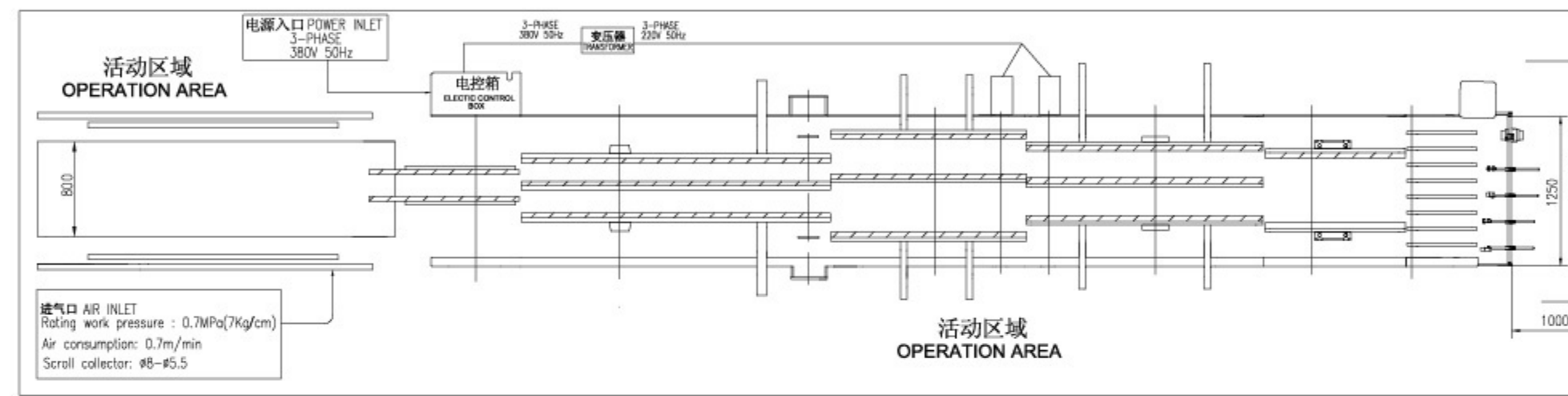
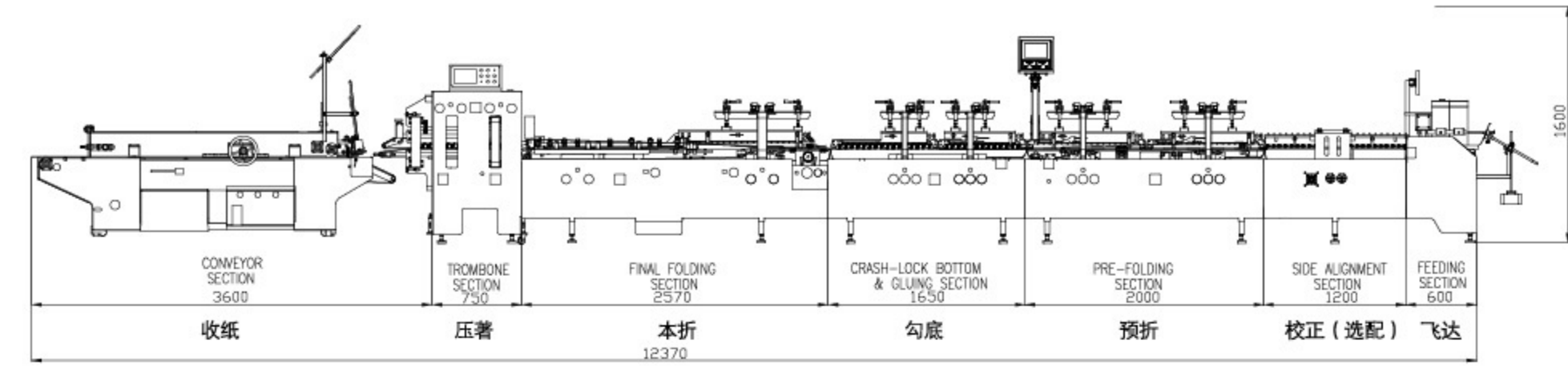


BRAUSSE1100-C6 地基图 FLOOR PLAN



单位 unit : mm

特点概况 MAIN FEATURES

- 全新模块化设计方式,能有效的因产品的不同, 增加选购配置, 安装及操作简便, 结构设计更有效的解决异型盒型的生产。
- 所有调试过程中多以一支六角扳手工具就能调试完成, 减少更换工具调试的复杂程度及时间, 且附件安装简便。
- 整机传动方式采用六角轴、V型皮带传动。
- 飞达、主机、压着、收纸均采用独立电机,变频调速, 比例连动。
- 无线遥控, 人机界面操作系统。
- 运转速度: 20~320m/min (可选购最大速度420m/min)。
- 收纸部采用气压式调整。
- Modular design for wide range boxes.
- One Allen wrench to do entire machine adjustment.
- Hexagonal shaft and V-belt driving system through machine.
- A/C motor Variable frequency speed control individually for Feeder Section, Trombone Section, and Delivery section.
- Electronic remote control, Touch screen as main machine control panel .
- Maximum belt speed 320 m/min (upgraded 420 m/min as an option) .
- Delivery section is pneumatically operated for easy adjustment .

技术参数 TECHNICAL DATA

直线盒 Straightline Cartons	
A mm(in)	126-1100(4.9-43.3)
B mm(in)	76-1100(3.0-43.3)
C mm(in)	60-800(2.4-31.5)
D min mm(in)	55-545(2.2-21.5)
D min mm(in)	8(0.3)

勾底盒 Bottomlock Cartons	
A mm(in)	120-1000(4.7-39.4)
B mm(in)	130-800(5.1-31.5)
C min. mm(in)	30(1.2)
D min. mm(in)	25(1.0)
E min. mm(in)	50(2.0)
F min. mm(in)	20(0.8)

两侧边贴盒 Double Sides/Double Wall	
A mm(in)	175-800(6.9-31.5)
B mm(in)	160-900(6.3-35.4)
C mm(in)	30-150(1.2-5.9)
D min mm(in)	100-800(3.9-31.5)

4角盒 4-Corner Collapsible Boxes	
A mm(in)	150-800(5.9-31.5)
B mm(in)	150-800(5.9-31.5)
D mm(in)	30-150(1.2-5.9)

6角盒 6-Corner Collapsible Boxes	
A mm(in)	290-1000(11.4-39.4)
B mm(in)	150-800(5.9-31.5)
D mm(in)	30-150(1.2-5.9)

全自动糊盒机 AUTOMATIC FOLDER GLUER BRAUSSE1100-C6

技术规格 Specifications

最大纸张尺寸	Max. Sheet Size:	1100 × 800 mm (W × L)
最小纸张尺寸	Min. Sheet Size:	126 × 60 mm (W × L)
(选购小盒折盒装置最小尺寸: 76 × 60 mm)		76 × 60 mm(W × L)(Optional Small Box Folding Device)
最大皮带速度	Max. Belt Speed:	320 m/min
适用纸张	Stock Range:	卡纸 200-800g/m ² , 瓦楞纸可达 E瓦楞 Solid board up to 800g/m ² , Corrugated up to E-Flute
机器长度	Overall Length:	约12 m
机器高度	Overall Height:	约1600 mm
机器宽度	Overall Width:	约2300 mm
总功率	Total Power:	35 kva
最大用气量	Max Pumping Capacity:	0.7m ³ /min
总重量	Total Weight:	7ton

由于技术改良, 制造商保留权利修改有关参数及功能, 恕不另行通知。
In the interest of product improvement, the manufacturer reserves its right to change specifications and features without notice.



BRAUSSE 上海旭恒精工机械制造有限公司
Shanghai Eternal Machinery Co., Ltd.

上海工厂地址:
上海市嘉定区安亭镇泰顺路1125号
邮编: 201814
电话: 86-21-59502451 59502481-2487
传真: 86-21-59502477
邮箱: sales@eterna-shanghai.com
网址: www.eterna-group.com


Shanghai Plant:
No. 1125 Taishun Road, Anting Town,
Jiading District, Shanghai, 201814 China
Tel: + 86-21-59502451 59502481-2487
Fax: + 86 21 59502477
E-mail: sales@eterna-shanghai.com

上海办事处:
上海市徐汇区斜土路2601号嘉汇广场T1幢13楼AB座
邮编: 200030
电话: 86 21 64262538
传真: 86 21 64262153
邮箱: export@eterna-shanghai.com

Agent 代理商:

Shanghai Office:
T1/13AB, Gateway Plaza, No. 2601 Xietu Road,
Gateway Plaza, Shanghai, 200030, China
Tel: + 86 21 64262538
Fax: + 86 21 64262153
E-mail: export@eterna-shanghai.com
Website: www.eterna-group.com

全自动糊盒机 BRAUSSE1100-C6
AUTOMATIC FOLDER GLUER



上海旭恒精工机械制造有限公司
Shanghai Eternal Machinery Co., Ltd.


BRAUSSE
博斯特集团成员



全自动糊盒机 BRAUSSE1100-C6

AUTOMATIC FOLDER GLUER

BRAUSSE 旭恒
A MEMBER OF BOBST GROUP




压着部 TROMBONE

- 高速计数踢纸装置，积纸侦测。
- 上下皮带伸缩调整简单操作。
- 独立电机、变频调速。
- 可选购在线不合格品剔除装置。
- High speed Kick Counter and Jam Detector as standard.
- Upper/Lower belts can be telescopically adjusted easily.
- AC motor for variable frequency speed control.
- Ready for retrofit In-Line Ejector as an option.




上胶系统 GLUING SYSTEM

- 标配左、右各一机械式下糊筒。
- 可选配上糊轮系统。
- 可选配电子喷胶系统。
- Standard Lower glue pots each operation/drive side.
- Upper glue system as an option for lock bottom boxes.
- Non-Contact Gluing System as an option, for lock bottom, 4/6 corner boxes.



本折部 FINAL FOLD

- 左右外折皮带可微调整皮带速度。
- 中间带板为可拆卸式。
- Left/Right outward folding belts with speed micro-adjustment.
- Lower central carrier can be removed in one piece easily.




勾底部 LOCK BOTTOM SECTION

- 3板式传送带结构，分段式上带板功能与预折部相同，能有效克服异形盒产品的生产。
- 中上带板为可拆卸式，可视产品需求拆装调试。
- 3-carrier construction. Sectional upper carrier allowed to use as pre-breaking function for irregular boxes.
- Upper central carrier can be removed to give space for job set up.

伺服后勾系统

SERVO DRIVE BACK FOLDING SYSTEM

- C3机型预留可追加4/6角后勾系统。
- Reserved space for servo drive back folding system.
- # 1 and # 2 servo shafts controlled individually, easy to mount the hook with one bolt only.
- Data entry keypad with digital display to ensure easy job set up.





飞达部 FEEDER SECTION

- 左右挡板及给纸门闸整体气压式升降。
- 去屑毛刷，可任意调整角度。
- 托纸杆配有高性能震动马达。
- 单独电机，变频调速。
- 可选购送纸吸风装置。
- 可选购迷你给纸门闸。
- Side guides and feeder gates can be pneumatically lifted.
- Belt cleaning Brush with easy angle adjustment.
- Vibration motor for supporting bars.
- A/C motor for variable frequency speed control.
- Optional Suction Feeding System.
- Optional Mini Feeder Gate for mini boxes.




收纸部 DELIVERY SECTION

- 收纸皮带施压采气压式压合与压力调节。
- 标配压力范围2米。可选购加长收纸部，压力范围为3米。
- 可选购横向收纸机。
- 可选购半自动打包机，与糊盒机联机使用。
- Pneumatic pressing system for easy adjustment to obtain perfect gluing performance.
- Standard conveyor compress length 2 M. Optional extended compress length 3 M.
- Optional Extended Delivery Table, either straight or cross direction.
- Ready to be in line with J-Packer.



校正部 (选购) SIDE ALIGNMENT SECTION (OPTIONAL)

- 选购校正部，加装在飞达部和预折部之间。
- Optional Side Alignment Section can be retrofit between Feeder and Pre-Folding Section.



预折部 PRE-BREAKING SECTION

- 3板式传送带结构，左180度，右135度预折装置。
- 分段式上带板，并结合特殊设计，可因产品的需求伸缩调节。
- 3-carrier construction with pre-break sword (180°) and pre-break belt (135°).
- Sectional upper carrier can be telescopically adjusted to meet wide range boxes.